




Alpine Stone™ is a rugged paver emphasizing the character of the high mountains with its fractured surface and battered edges. Available in four sizes and several colors that complement Western Interlock Tegula Garden Wall® and Chateau Wall.™ Alpine Stone™

enables you to bring the look and feel of the mountain heights into the comfort of your own backyard.



Large Square



Large Rec



Medium Square



Small Rec



Contact us Today!
and Start the Transformation
from Ordinary, to *Extraordinary!*

www.westerninterlock.com



OREGON • 10095 Rickreall Rd. • Rickreall, OR 97371 • 503 623-9084
WASHINGTON • 9145 Fassett St. • Olympia, WA 98512 • 360 878-9301

**Hours: Mon-Fri, 7am-5pm,
Sat - Open Seasonally**

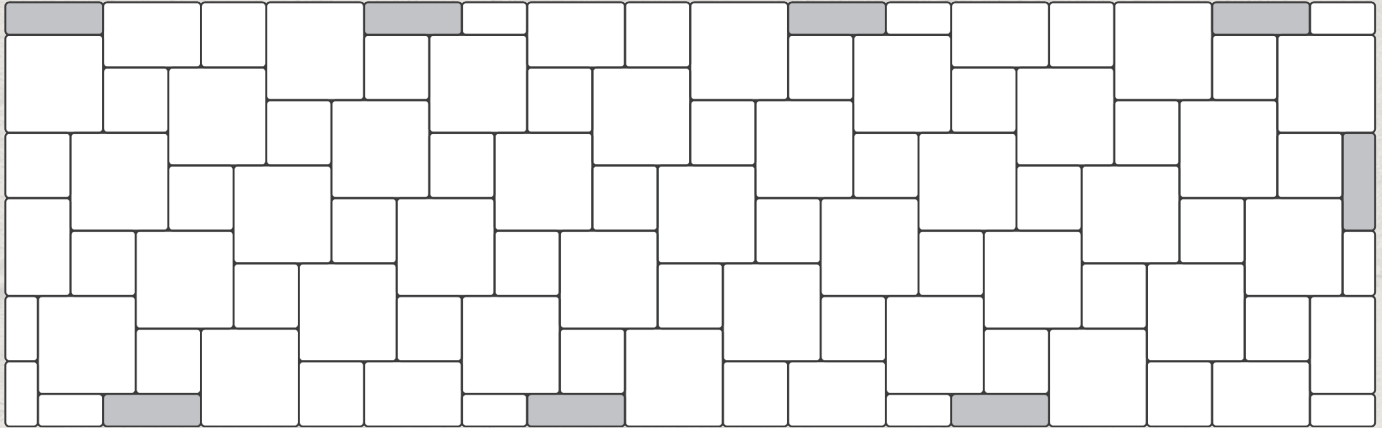
Paving Stones and Retaining Wall Systems made for the Northwest



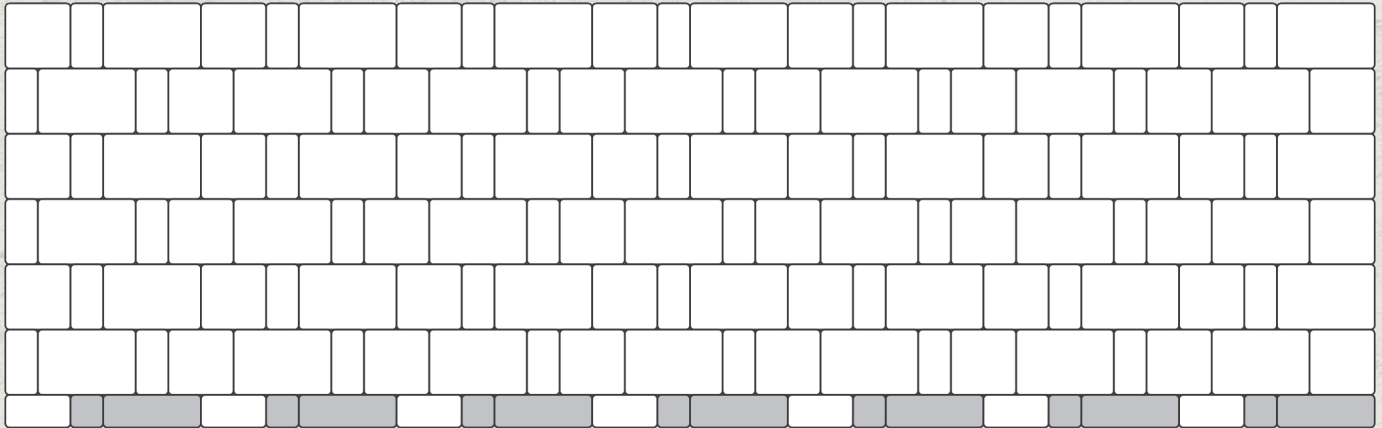
These drawings show how the stones module with a minimum of cuts. However, some cuts may be necessary in some patterns. In the examples below, gray stones indicate cut stones.

80% LARGE SQUARE 20% MEDIUM SQUARE

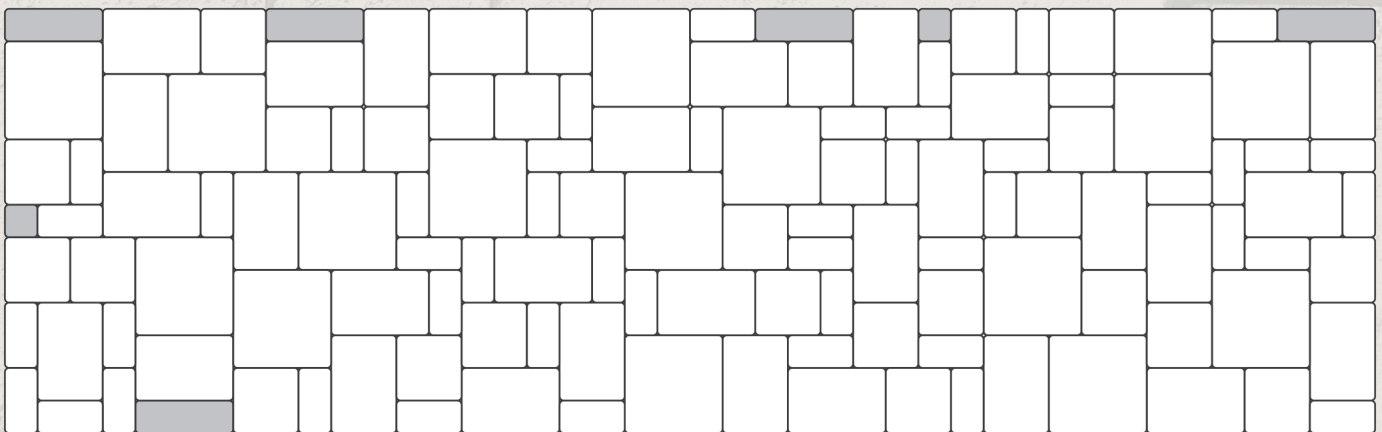
Linen



46% LARGE REC 31% SQUARE 23% SMALL REC *Step Running Bond Using Three Sizes*



Random



Contact us Today!
and Start the Transformation
from Ordinary, to Extraordinary!

www.westerninterlock.com



OREGON • 10095 Rickreall Rd. • Rickreall, OR 97371 • 503 623-9084
WASHINGTON • 9145 Fassett St. • Olympia, WA 98512 • 360 878-9301

**Hours: Mon-Fri, 7am-5pm,
Sat - Open Seasonally**

Paving Stones and Retaining Wall Systems made for the Northwest