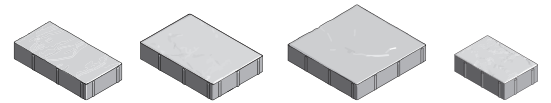


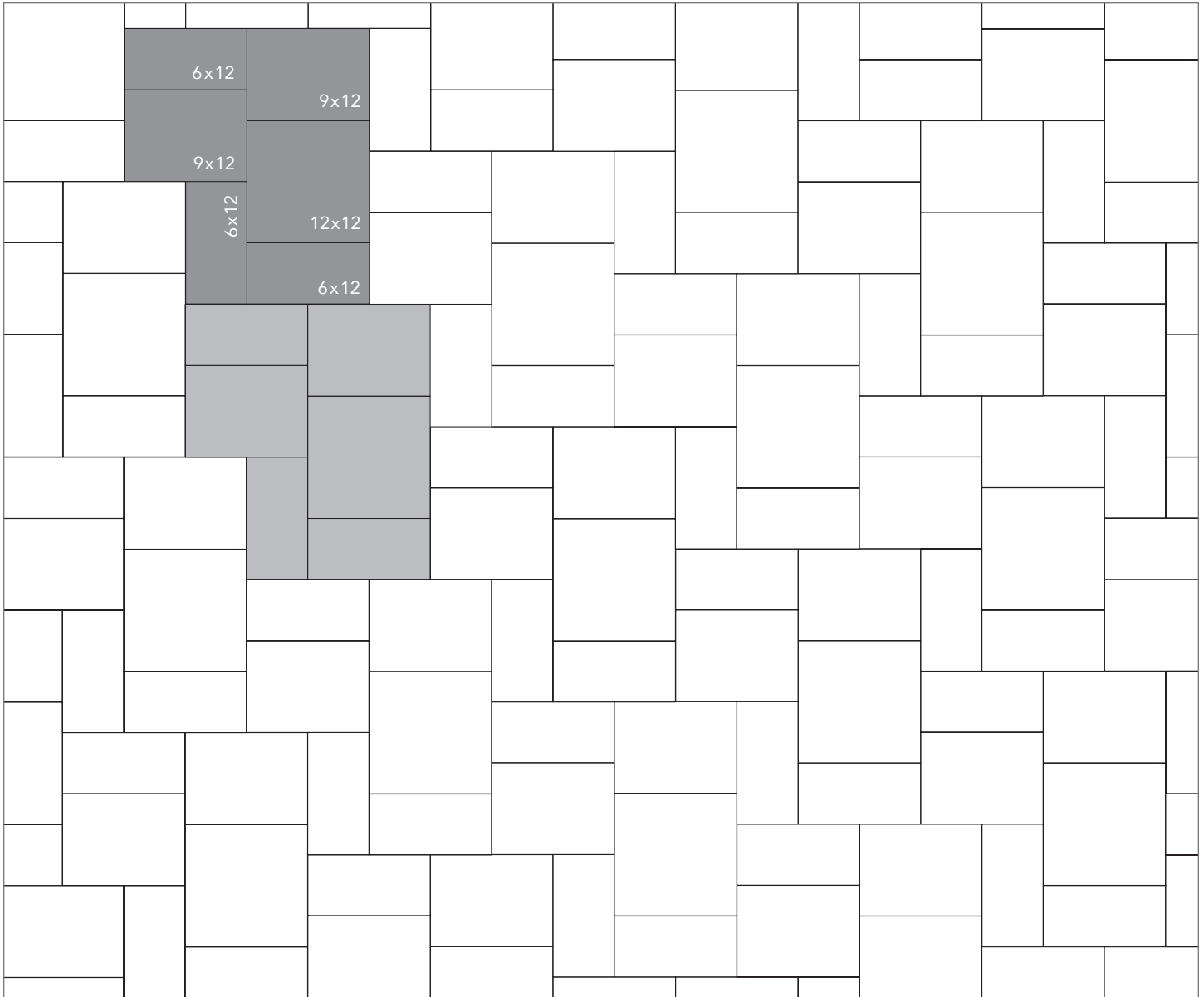
PREMIER SLATE
PAVER PATTERNS



Grey shaded area in patterns indicate repeating pattern.

3 Piece Combo Pattern

100% 3 Piece Combo

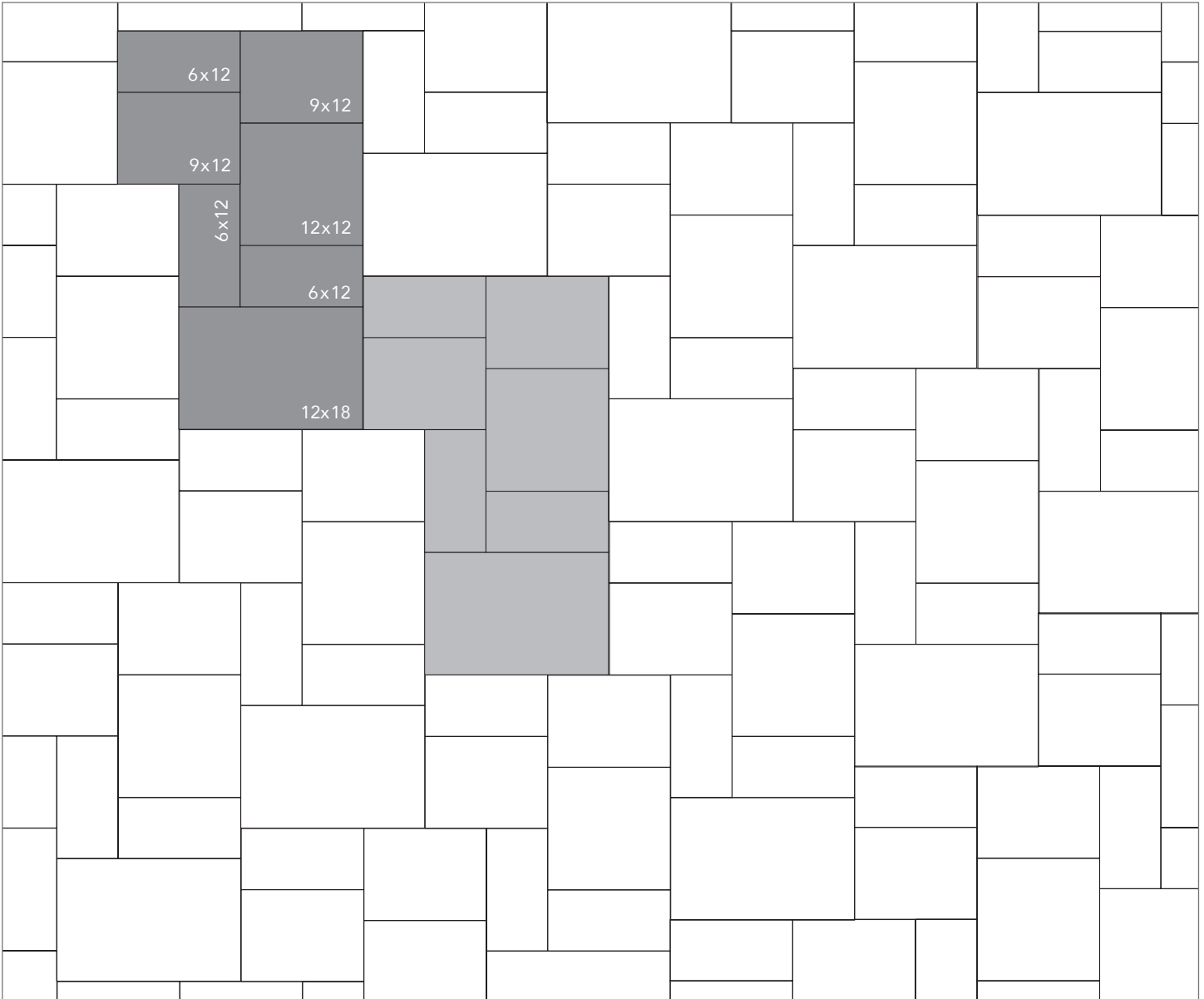


NAME	UNITS/PALLET	SQ. FT./PALLET
6x12 9x12 12x12	96 (6x12), 64 (9x12), 32 (12x12) for a full pallet quantity of 192	121.9
*6x9 Border	280	100
*12x18	64	92

6x12, 9x12 and 12x12 units are sold in Basalite® combo pallet quantities only.
 *6x9 and 12x18 are all palletized and sold separately.

Grey shaded area in patterns indicate repeating pattern.

4 Piece Pattern #4
73% 3 Piece Combo and 27% 12x18



NAME	UNITS/PALLET	SQ. FT./PALLET
6x12 9x12 12x12	96 (6x12), 64 (9x12), 32 (12x12) for a full pallet quantity of 192	121.9
*6x9 Border	280	100
*12x18	64	92

6x12, 9x12 and 12x12 units are sold in Basalite[®] combo pallet quantities only.
*6x9 and 12x18 are all palletized and sold separately.

LOCALLY MADE

Our state-of-the-art facility enables us to control every step of the manufacturing process, ensuring that the highest standards of quality pavers, walls, outdoor living kits and packaged concrete products are delivered to you.



FOLLOW US



basaliteredmond.com

1945 S. 1st Street
Redmond, OR 97756
541-548-5910