



Premier Smooth Pavers have the power to create a serene and soothing atmosphere and easily complements any home or landscape. The Premier Smooth's natural beauty provides the homeowner with polished contemporary lines and the look of real stone.




**POSITANO**



**TORINO**




**OCEANSIDE**



**BODEGA DUNES**



**MIDNIGHT TERRACE**



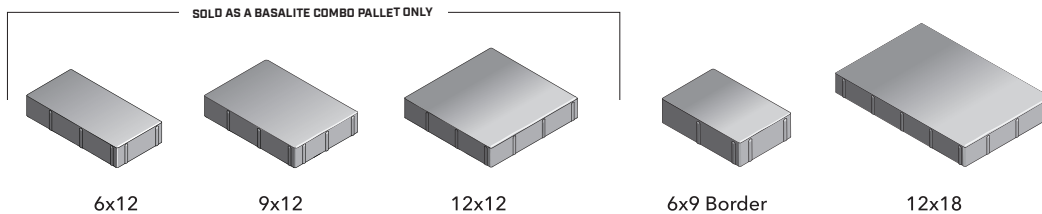
**SEASCAPE**



**HAVE QUESTIONS?**  
Call 541-548-5910

# PREMIER SMOOTH

Interlocking Paving Stones



Name	Metric Units	U.S. Customary Units	Units /Pallet	Weight /Pallet	Sq. Ft. /Pallet
6x12	148mm W x 298mm L x 60mm H	5.83" W x 11.73" L x 2.375" H	96 (6x12), 64 (9x12), 32 (12x12) for a full pallet qty. of 192	3378 lbs	121.9
9x12	223mm W x 298mm L x 60mm H	8.78" W x 11.73" L x 2.375" H			
12x12	298mm W x 298mm L x 60mm H	11.73" W x 11.73" L x 2.375" H			
*6x9	148mm W x 223mm L x 60mm H	5.83" W x 8.78" L x 2.375" H	280	2667 lbs	100
*12x18	298mm W x 448mm L x 60mm H	11.73" W x 17.64" L x 2.375" H	64	2435 lbs	92

For design consideration add 1.5mm or .06" to the W and L dimensions to allow for the spacers. \*6x9 and 12x18 are palletized and sold separately.

1945 S. 1st Street  
Redmond, OR 97756  
541-548-5910

basaliteredmond.com

