




Valley Stone is light weight and uses a rear pin and channel connection that make it easy to install. The pin system allows for multiple setback options making Valley Stone the perfect choice for all your retaining wall needs from flower beds to large structural walls.



NATURAL



CHARCOAL




KHAKI

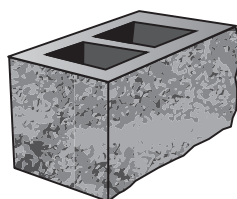
HAVE QUESTIONS?
Call 541-548-5910

VALLEY STONE™

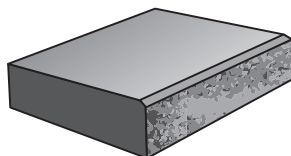
Wall System




VALLEY STONE



VALLEY STONE CORNER



VALLEY STONE CAP



PINS

Name	Metric Units	U.S. Customary Units	Weight	Units /Pallet	Weight /Pallet
Valley Stone	457mm W x 203mm H x 292mm L	18" W x 8" H x 11.5" L	80 lbs.	40	3253 lbs.
Valley Stone Corner	457mm W x 203mm H x 229mm L	18" W x 8" H x 9" L	76 lbs.	30	2315 lbs.
Valley Stone Cap	304mm W x 82mm H x 406mm L	18" W x 4" H x 11.5" L	67 lbs.	48	3203 lbs.
Pins	12.7mm W x 95mm L	.50" W x 3.75" L	-	-	-

1945 S. 1st Street
Redmond, OR 97756
541-548-5910

basaliteredmond.com

